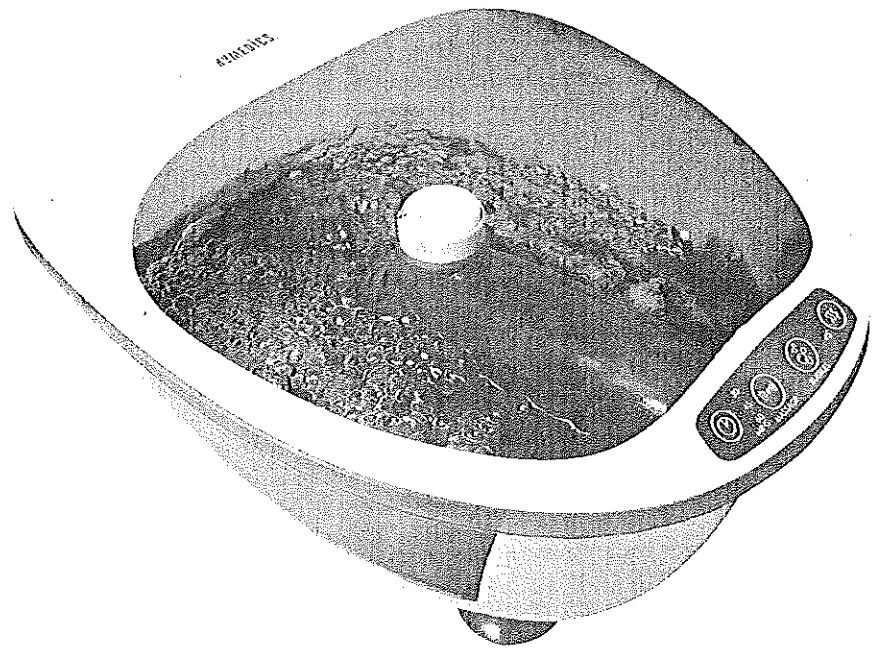


# HOMEDICS.

Tru-Heat  
Foot Spa



Instruction Manual and  
Warranty Information

**1** year limited warranty

FB251

## **IMPORTANT SAFEGUARDS:**

**WHEN USING ELECTRICAL PRODUCTS, ESPECIALLY WHEN CHILDREN ARE PRESENT, BASIC SAFETY PRECAUTIONS SHOULD ALWAYS BE FOLLOWED, INCLUDING THE FOLLOWING:**

- **ALWAYS** unplug the appliance from the electrical outlet immediately after using and before cleaning. To disconnect, turn all controls to the 'OFF' position, then remove plug from outlet.
- **NEVER** leave an appliance unattended when plugged in. Unplug from the mains outlet when not in use and before putting on or taking **OFF** parts or attachments. This appliance is not intended for use by persons (including children) with reduced physical, sensory or mental capabilities, or lack of experience and knowledge, unless they have been given supervision or instruction concerning use of the appliance by a person responsible for their safety. Children should be supervised to ensure that they **DO NOT** play with the appliance.
- **DO NOT** reach for an appliance that has fallen in water or other liquids. Switch **OFF** at the mains and unplug it immediately.
- **NEVER** insert pins or other metallic fasteners into the appliance.
- Use this appliance for the intended use as described in this booklet. **DO NOT** use attachments not recommended by HoMedics.
- **NEVER** operate the appliance if it has a damaged cord or plug, if it is not working properly, if it has been dropped or damaged, or dropped into water. Return it to the HoMedics Service Centre for examination and repair.
- Keep cord away from heated surfaces.
- Excessive use could lead to the product's excessive heating and shorter life. Should this occur, discontinue use and allow the unit to cool before operating.
- **NEVER** drop or insert any object into any opening.
- **DO NOT** operate where aerosol (spray) products are being used or where oxygen is being administered.
- **DO NOT** operate under a blanket or pillow. Excessive heating can occur and cause fire, electrocution or injury to persons.
- **DO NOT** carry this appliance by the cord or use cord as a handle.
- **DO NOT** use outdoors.
- This product requires a 220-240 V AC power.
- **DO NOT** attempt to repair the appliance. There are no user serviceable parts. For service, send to a HoMedics Service Centre. All servicing of this appliance must be performed by authorised HoMedics service personnel only.
- **NEVER** block the air openings of the appliance or place it on a soft surface, such as a bed or couch. Keep air openings free of lint, hair etc.
- **DO NOT** place or store appliance where it can fall or be pulled into a bath or sink. **DO NOT** place in or drop into water or other liquid.

## **SAFETY CAUTIONS:**

---

*PLEASE READ THIS SECTION CAREFULLY BEFORE USING THE APPLIANCE.*

- If you have any concerns regarding your health, consult a doctor before using this appliance.
- Individuals with diabetes, pacemakers and pregnant women should consult a doctor before using this appliance.
- **DO NOT** use on an infant, invalid or on a sleeping or unconscious person. **DO NOT** use on insensitive skin or on a person with poor blood circulation.
- This appliance should **NEVER** be used by any individual suffering from any physical ailment that would limit the user's capacity to operate the controls or who has sensory deficiencies in the lower half of their body.
- If you feel any discomfort whilst using this appliance, discontinue use and consult your doctor.
- This is a non-professional appliance, designed for personal use and intended to provide a soothing massage to worn muscles. **DO NOT** use as a substitute for medical attention.
- **DO NOT** use before going to bed. The massage has a stimulating effect and can delay sleep.
- Care should be taken when using heated surfaces. If the product feels excessively hot, switch **OFF** at mains and contact the HoMedics Service Centre.
- **DO NOT** attempt to plug or unplug unit while feet are in the water.
- **DO NOT** use this unit for longer than 30 minutes at a time. Extensive use could cause excessive evaporation of the water, and / or cause the product to overheat. Should this occur, discontinue use and allow the unit to cool before operating.
- If you experience pain in a muscle or joint for a prolonged period of time, discontinue use and consult your doctor. Persistent pain could be a symptom of a more serious condition.
- **NEVER** use any foot spa on open wounds, discolored areas, or any area of the body that is swollen, burned, inflamed or where skin eruptions or sores are present.
- Use of this product should be pleasant and comfortable. Should pain or discomfort result, discontinue use and consult your GP.
- Ensure that your hands are dry when operating the controls or removing the plug.
- This product should **NEVER** be used by any individual suffering from any ailments that would limit the user's capacity to operate the controls.

## PRODUCT FEATURES:

**SPACIOUS DESIGN:**  
Comfortably fits up to size 12/47 foot with splash guard

**MAGNETIC THERAPY:**  
With 1000 gauss rating

**MAX. FILL LINE**

**MASSAGE ROLLERS X4:**  
Roll beneath your feet for a deep penetrating foot massage

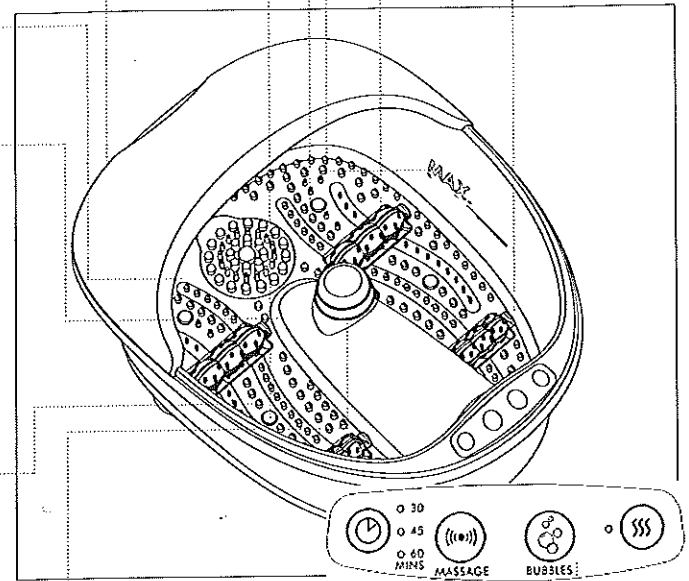
**BUBBLE SPA:**  
Enjoy a soothing and rejuvenating bubble massager

**WATER HEATER:**  
Heats water to maintain temperature between 40-45°C

**VIBRATION MASSAGE:**  
Enjoy an invigorating massage to boost circulation. This feature can be used with or without water

**ACU-NODES:**  
Stimulate the acupressure points on the sole of the foot.

**EXFOLIATING PUMICE STONES**  
see Fig 4.



**ADJUSTABLE TIMER:**  
Choose between 30, 45 and 60 minute treatment times.

**TOUCH CONTROLS**

**ERGONOMICALLY ANGLED BASE**  
For superior comfort

**POURING SPOUT**  
or easy water disposal

**2 X INTERCHANGEABLE PUMICE STONES**  
Coarse: for exfoliation.  
Smooth: for polishing skin.

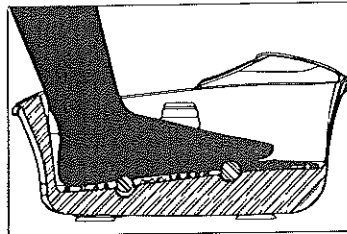


FIG. 2

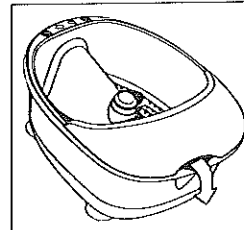


FIG. 3

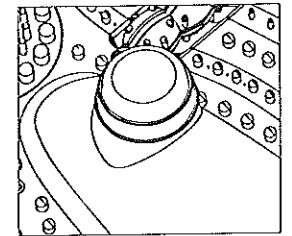





FIG. 4

## INSTRUCTIONS FOR USE:

---

1. Ensure that the unit is unplugged before filling with water. Fill with warm water to the MAX fill line located on the inside of the tub.
2. Place the unit on the floor in front of a chair. It is recommended to place the product on a towel.
3. Plug the unit into a 240V AC power supply.
4. Sit down and place your feet in the spa.
5. To operate the unit:  
To activate vibration massage, press   
To activate Bubble Massage, press   
Vibration and Bubble massage settings can be used separately or at the same time.  
The vibration massage can be used with or without water. The bubble massage must only be used with water.
6. The default time is 30 minutes – to enjoy the footspa treatment for longer press to increase to 45 or 60 minutes. The lights on the display panel will indicate which setting is selected.
7. To activate the water heater press  the indicator light will show. The water heater will heat the water to maintain the temperature between 40-45°C. To deactivate the water heater press the button again. N.B. When filling the footspa use warm water, the heater is not designed to heat the water from cold. Perception of temperature is individual: If the water feels uncomfortably hot, turn off the heater and allow to cool.
8. Enjoy a deep massage by sliding feet back and forth over the stimulating nodes and rollers on the footspa floor. The fixing bracket from one side will come away with the roller, take care not to lose this. To reassemble: 1. Insert the free end of the roller into the fixed bracket. 2 Carefully clip the other end, with the bracket attached, back into place.
9. Move your foot over the exfoliating pumice stone to smooth the skin. To change between the coarse and fine stone simple lift the attachment and replace.
10. To turn off, press the buttons again to deactivate. N.B. The product will automatically switch to stand-by mode after the chosen treatment time is up. To continue your footspa treatment, repeat steps 5-7.
11. To empty: First, unplug the unit. Tip the unit, allowing water to pour out along the drain spout (see fig.3). **DO NOT** pour water over the control panel.

## MAINTENANCE:

---

### CLEANING

Unplug the appliance and allow to cool before cleaning. Clean only with a soft, slightly damp sponge.

- **DO NOT** immerse in any liquid to clean.
- **NEVER** use abrasive cleaners, brushes, glass / furniture polish, paint thinner etc to clean.

### TO CLEAN

Place the appliance in its box or in a safe, dry, cool place. Avoid contact with sharp edges or pointed objects which might cut or puncture the fabric surface. To avoid breakage, **DO NOT** wrap the power cord around the appliance. **DO NOT** hang the unit by the cord.

Distributed by

# HOMEDICS®

## One year limited warranty

HoMedics sells its products with the intent that they are free of defects in manufacture and workmanship for a period of one year from the date of original purchase, except as noted below. HoMedics warrants that its products will be free of defects in material and workmanship under normal use and service. This warranty extends only to consumers and does not extend to Retailers.

HoMedics does not authorise anyone, including, but not limited to, Retailers, the subsequent consumer purchaser of the product from a Retailer or remote purchasers, to obligate HoMedics in any way beyond the terms set forth herein. This warranty does not cover damage caused by misuse or abuse; accident; the attachment of any unauthorised accessory; alteration to the product; improper installation; unauthorised repairs or modifications; improper use of electrical/power supply; loss of power; dropped product; malfunction or damage of an operating part from failure to provide manufacturer's recommended maintenance; transportation damage; theft; neglect; vandalism; or environmental conditions; loss of use during the period the product is at a repair facility or otherwise awaiting parts or repair; or any other conditions whatsoever that are beyond the control of HoMedics.

This warranty is effective only if the product is purchased and operated in the country in which the product is purchased. A product that requires modifications or adoption to enable it to operate in any other country than the country for which it was designed, manufactured, approved and/or authorised, or repair of products damaged by these modifications is not covered under this warranty.

**THE WARRANTY PROVIDED HEREIN SHALL BE THE SOLE AND EXCLUSIVE WARRANTY. THERE SHALL BE NO OTHER WARRANTIES EXPRESS OR IMPLIED INCLUDING ANY IMPLIED WARRANTY OF MERCHANTABILITY OR FITNESS OR ANY OTHER OBLIGATION ON THE PART OF THE COMPANY WITH RESPECT TO PRODUCTS COVERED BY THIS WARRANTY. HOMEDICS SHALL HAVE NO LIABILITY FOR ANY INCIDENTAL, CONSEQUENTIAL OR SPECIAL DAMAGES. IN NO EVENT SHALL THIS WARRANTY REQUIRE MORE THAN THE REPAIR OR REPLACEMENT OF ANY PART OR PARTS WHICH ARE FOUND TO BE DEFECTIVE WITHIN THE EFFECTIVE PERIOD OF THE WARRANTY. NO REFUNDS WILL BE GIVEN. IF REPLACEMENT PARTS FOR DEFECTIVE MATERIALS ARE NOT AVAILABLE, HOMEDICS RESERVES THE RIGHT TO MAKE PRODUCT SUBSTITUTIONS IN LIEU OF REPAIR OR REPLACEMENT.**

This warranty does not extend to the purchase of opened, used, repaired, repackaged and/or resealed products, including but not limited to sale of such products on Internet auction sites and/or sales of such products by surplus or bulk resellers. Any and all warranties or guarantees shall immediately cease and terminate as to any products or parts thereof which are repaired, replaced, altered, or modified, without the prior express and written consent of HoMedics.

**This Warranty statement complies with Regulation 90 of the Australian Competition and Consumer Act 2010**

Our goods come with guarantees that cannot be excluded under Australian Consumer Law. You are entitled to a replacement or refund for a major failure and for any compensation for any other reasonably foreseeable loss or damage. You are also entitled to have the goods repaired or replaced if the goods fail to be of acceptable quality and the failure does not amount to a major failure.

This warranty provides you with specific legal rights. You may have additional rights which may vary from country to country. Because of individual country regulations, some of the above limitations and exclusions may not apply to you.

For more information regarding our product line in Australia, please visit: [www.homedics.com.au](http://www.homedics.com.au)

Contact: HoMedics Australia Pty Ltd, Level 1, 2-10 Gaine Road, Dandenong South, 3175, Phone: (03)8795 4200